




Il cuore del progetto è la sostituzione di tutti i gruppi illuminanti con lampade a LED ad alta efficienza che garantiscono un minor affaticamento della vista ed un risparmio del 60% c.a. sul consumo energetico. Il miglioramento dell'impiantistica tecnologica presente ottimizza l'efficientamento energetico.

- 1) Plafoniera applique o da incasso per controsoffitti in cartongesso o a pannelli mod.LUCEA EL €
41,10 cad. x 30 = 1233,00

SCHEMA PRODOTTO

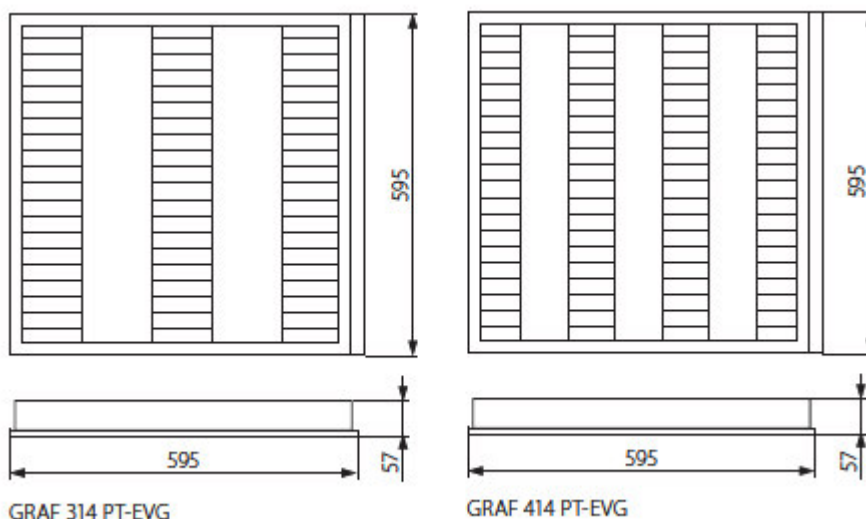
Technical parameters

ID	COD		 [W]	 [g]
LUCEA EL-8	KN18830	srebrny / silver	8	700
LUCEA EL-14	KN18831	srebrny / silver	14	960
LUCEA EL-28	KN18832	srebrny / silver	28	1550

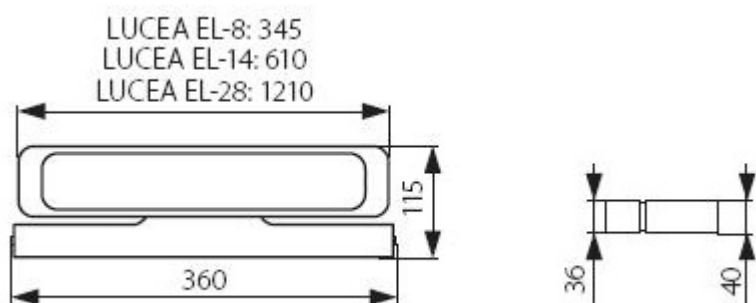
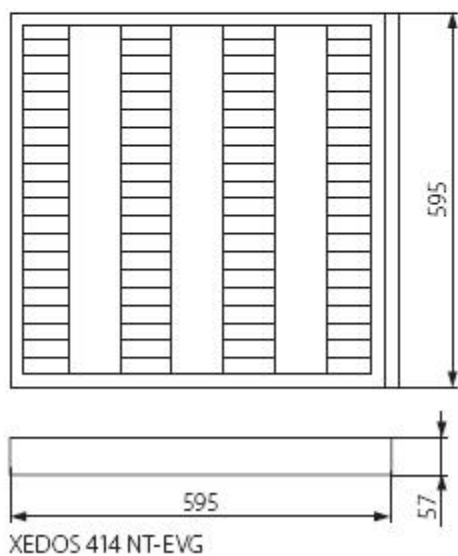
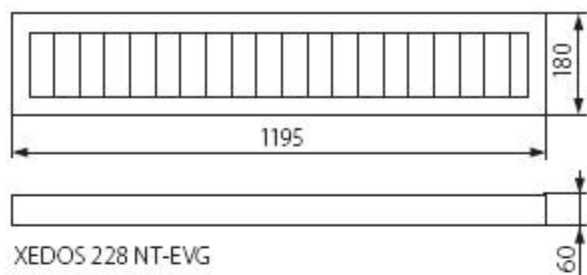


- ▶ struttura: alluminio / paralume: plastica PMMA
- ▶ compensazione elettronica della potenza reattiva

Technical



Drawing

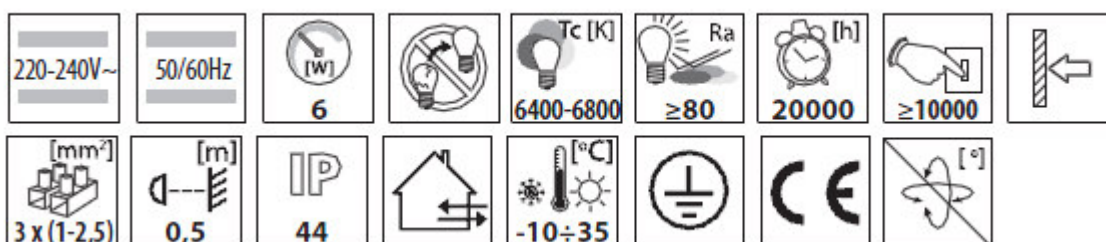


2) Applique da interno/esterno a LED mod. TANTO LED € 46,90 cad. x 10 = 460,90

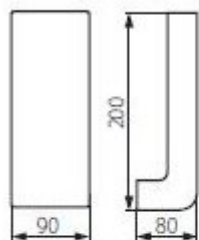
SCHEMA PRODOTTO

Technical parameters

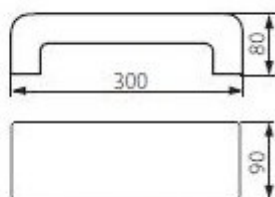
ID	COD	Color	LED	[lm]	[g]
TANTO LED EL-20L	KN19801	nero / black	21 LED SMD	210	650
TANTO LED EL-30U	KN19800	nero / black	27 LED SMD	235	870



- paralume: vetro



TANTO LED EL-20L



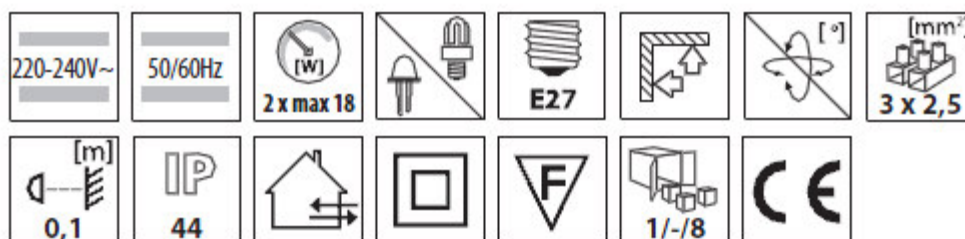
TANTO LED EL-30U

- 3) Plafoniera applique o da incasso per controsoffitti in cartongesso o a pannelli mod.JURBA DL €
30,90 cad. x 10 = 309,00

SCHEMA PRODOTTO

Technical parameters

ID	COD	EAN	
JURBA DL-2180	KN8980	5905339089809	cromo opaco
JURBA DL-218L	KN8981	5905339089816	cromo opaco



► corpo: lamiera di acciaio / paralume: policarbonato, PC

Technical drawing

